


RAILS & PANELS Per Job

*Home Size	**Linear Feet	RAILS top/ bottom	PANELS (16" Wide) Required by Average Job Height					
			23"	25"	28"	32"	35"	46"
12' x 60'	136'	13	17	19	21	24	26	34
12' x 65'	146'	14	19	20	22	25	28	37
12' x 70'	156'	15	20	21	24	27	30	39
14' x 60'	140'	13	18	19	21	24	27	35
14' x 65'	150'	14	19	20	23	26	29	38
14' x 70'	160'	15	20	22	24	28	30	40
14' x 76'	172'	16	22	23	26	30	33	43
14' x 80'	180'	17	23	25	27	31	34	45
16' x 70'	164'	15	21	22	25	29	31	41
16' x 80'	184'	17	23	25	28	32	35	46
24' x 50'	140'	13	18	19	21	24	27	35
24' x 60'	160'	15	20	22	24	28	30	40
24' x 65'	170'	16	22	23	26	30	32	43
24' x 70'	180'	17	23	25	27	31	34	45
28' x 60'	168'	16	22	23	26	29	33	43
28' x 65'	178'	17	23	24	27	31	34	45
28' x 70'	188'	18	24	26	29	33	36	47
28' x 80'	208'	19	26	28	32	36	39	52
32' x 70'	196'	18	26	28	32	36	39	52
32' x 80'	216'	20	28	30	35	39	42	57
32' x 90'	236'	22	30	32	38	42	45	62

* Home Size Less 8 Feet (4' Twice) for Hitch = **Linear feet

E-Z Access Door


Outside Frame 26"x 35" Door Opening
18"x 24" (Includes Lock with Keys)



80052 White Access Door

Snap Lock Tool

Snap Lock at Top and Bottom of
Panel Helps Eliminate
Blow Out



80055 Snap Lock Tool

Wind Stay Rods

Adds Additional Blow-Out Protection
to Skirting Panels in High Wind
Areas or High Skirting Applications

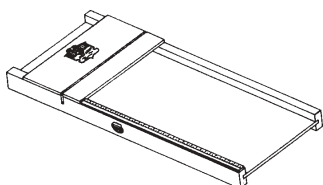


Packed 32 to a Bundle

80030 12" Long Stay Rod
80035 24" Long Stay Rod

Skirting Panel Jig

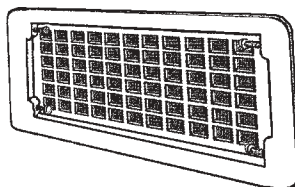
Holds Skirting Panels for Cutting



80025 Skirting Panel Jig

Skirting Vents

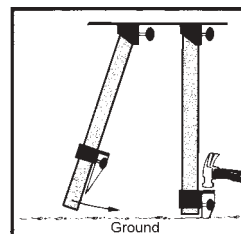
Fits an opening of 15-1/2"x 8"



80120 Gray
80122 Brown

Skirting-Mates

Each kit Contains a Top
Pocket with Screws & a
Stake Base that fits 2"x2"
Lumber



lumber not
Included

80056 Skirting Mate Support System